

ARIZONA TILE


BIANCO CARRARA




12 × 12 × 3/8 (H, P)




12 × 24 × 3/8 (H, P)




24 × 24 × 3/8 (H, P)



24 × 48 × 3/8 (H, P)



2 × 2 Hexagon Mesh (H, P)
(0.9983 sf/sht)



Penny Round 3/4" Mesh (P)
(0.8981 sf/sht)



Honed 1/2 × 12 Pencil Liner



Honed 3/4 × 12 Dome Liner

PRODUCT TYPE

Marble

ORIGIN

Carrara, Italy

STOCKED FINISHES

Honed (H)

Polished (P)

STOCKED SIZES

12 × 12 × 3/8 (H, P)

12 × 24 × 3/8 (H, P)

24 × 24 × 3/8 (H, P)

24 × 48 × 3/8 (H, P)

2 × 2 Hexagon Mesh (H, P)

Penny Round 3/4" Mesh (P)

STOCKED TRIMS

1/2 × 12 Pencil Liner (H)

3/4 × 12 Dome Liner (H)

RECOMMENDED USES

Commercial

Residential

Interior Floor

*Exterior Floor

Interior Wall

*Exterior Cladding

Fireplaces

Shower Walls

**Shower Floors

*Honed Finish Only

**Honed 2 × 2 Hexagon Mesh only

STOCKED SLABS

3/4" (2cm slab) (H, P)

1-1/4" (3cm slab) (H, P)

Bianco Carrara is quarried from a bedrock quarry in Carrara, Italy and is one of the many white marbles produced in this area. However, during the winter months, most of the quarries are shut down for a period of time because of the harsh conditions of snow and ice. Bianco Carrara is the least expensive of the white marbles coming from this region. Bianco Venatino is another white marble from this region. It has a whiter background with more distinctive veining and is a slightly higher price point. Small pin holes are common in Bianco Carrara, as well as within other white marbles that are produced in the surrounding area. It is also a softer stone, and may be susceptible to scratching or abrasion. The tile and slab come from different layers in the quarry. Therefore, it is important to note that if both are being used in a project, it is recommended to verify the colors prior to installation. There will be noticeable variations in color and movement between pieces. Therefore, it is important and recommended that a range of this product be viewed before finalizing a purchase. Piece to piece variation in shade or color are inherent in all natural stone products; therefore, when installing natural stone tile, it is recommended to mix tiles from several boxes at a time during installation to achieve the best range of color. When installing white marble, you must use a white thinset; using grey thinset will leave trowel lines and could stain the marble. As a natural stone product, it is recommended that it be sealed to extend its longevity. This marble is also known as Carrara or Carrabianco.