



















CASABLANCA


Extruded Wall and Porcelain Floor Tile

lungarno
CERAMICS



COLOR AVAILABILITY - WALL

					
					
					
Saffron CSWLSAF26	Cloud CSWLCLO26	Pearl Gray CSWLGRY26	Emerald CSWLEME26	Champagne CSWLCHA26	Ocean Blue CSWLBLU26














COLOR AVAILABILITY - FLOOR

					
Ocean Blue Solid CSFLBLU56	Cloud Solid CSFLCLO56	Pearl Gray Solid CSFLGRY56	Emerald Deco CSFLEME56DECO	Champagne Deco CSFLCHA56DECO	Ocean Blue Deco CSFLBLU56DECO







SIZE AVAILABILITY

	NOMINAL SIZE	ACTUAL SIZE	THICKNESS	PC/CARTON	SQ.FT/CARTON
	2" x 6"*	1.97" x 5.91"	8mm - 12mm	66	5.35
	5.5" x 6"	5.51" x 6.34"	3/8"	30	5.37

*All three profiles are included in equal quantities in each carton.

TECHNICAL SPECIFICATIONS	WALL	FLOOR
 Material Type	Ceramic (Extruded)	Porcelain
 Finish	Glossy	Matte
 Edge	Pressed	Pressed
 Color Variation	V4	V3
 Printing	N/A	Digital
 Installation	Wall	Wall / Floor
 Usage	Residential / Commercial	Residential / Commercial
 Grout Joint Recomm.	1/16" or No Grout Joint	1/8"
 Thickness	8mm - 12mm	3/8"
 Shower Pan	No	Yes
 Pool Lining*	No	Yes
 Fireplace Surround*	Yes	Yes
 Frost Resistant	No	Yes

*Proper installation methods must be followed per project. Please reference TCNA for more information.

TEST RESULTS	WALL	FLOOR
 Water Absorption (C373)	> 10%	≤ 0.5 %
 Breaking Strength (C648)	N/A	≥ 250 LBS
 Surface Abrasion (MOHS)	N/A	5.0
 Chem. Resistance (C650)	N/A	Resistant
 D.C.O.F. (A137.1)	N/A	> 0.42
 Scratch Hardness (P.E.I)	N/A	4

Special Considerations for Wall:

- Variations in caliber, flatness, straightness, texture, design and shade are present in the artisanal manufacture process of this product.
- Special and vibrant glazes can produce an intentional crackle upon production, in transport or after installation.
- Dry-stacking is recommended for wall tile, although not required. When installing in a wet area, a waterproof membrane is required prior to installation, and grouting and sealing will be necessary.