

Unglazed quarry tile is the perfect answer for installations that need added durability and slip resistance. Its extruded/die skin body resists breaking, and the relieved edges resist chipping. For an even higher level of slip resistance, an abrasive surface product is available.

## E-QUARRY


*Unglazed Quarry*








Fog



Fog Abrasive



Crimson




Crimson Abrasive

Recommended Maintenance

Sweep, vacuum or damp mop as necessary to remove dust, dirt and grit. Remove heavy spills or spots immediately with a heavy detergent and stiff brush or a non-metallic scouring pad. Routinely mop the surface with a neutral liquid cleaner. Use a simple two bucket method-one bucket containing the diluted cleaner and the other containing clear water. Mop in small areas and change the rinse water regularly. Mop up any dirty cleaning solution and allow the floor to dry thoroughly. Under normal conditions, rinsing is not necessary. However, if the surface is extremely dirty, it should be allowed to dry and mopped again. Over time a natural patina will develop. It can be enhanced with a soft buffing. For applications in restaurants/cafeteria service and dining areas, at least once per week - and more often if necessary - the floor should be scrubbed with a solution of all-purpose cleaner and a scrub brush.

Cleaning and Maintenance: Initial Cleaning and Seasoning

It is the installer's responsibility to thoroughly clean and remove all grout or mortar from the new tile surface. Because grout joints are porous and highly susceptible to staining, you may wish to protect them with an application of a penetrating sealer. If the floor will be subject to frequent staining by fat, oil or grease, you may wish to apply the penetrating sealer to the tile as well. Follow the manufacturer's directions carefully. Seal the floor only after it is thoroughly cleaned and before seasoning the floor. Season the floor by mopping thoroughly with a double strength application of neutral liquid cleaner.



Abrasive Finish

Sizes	<div><div></div><div>6"x6"</div></div>						
Thickness	12mm						
Faces	N/A						
Finish	Matte						
Grout Joint Recommendation	N/A						
Testing	Deep Abrasion (Unglazed Products) C1243	Breaking Strength C648	Chemical Resistance C650	Water Absorption C373	DCOF ANSI A137.1	Scratch Hardness MOHS	Shade Variation Rating
	Results*	≤175 mm3	>500 lbf	Resistant	<1.0%	>0.70	7

- Sustainability Attributes
- Red List Free
  - Health Product Declaration (HPD) provided upon request
  - Product Packaging is 100% recyclable

- High Breaking Strength - TCNA Approved
- Slip & Frost Resistant
- Not Affected By Chemicals & Oils
- Easy & Economical Installation
- Approved For Outdoor Installations
- Lighter & Lower Freight
- Glazed and Unglazed Quarry Brick Sizes
- Additional Field Tile 12"x12" and Trims available via special order (stair treads, pool copings)
- Industrial Floors Available for Industrial Projects (food processing, beverage and/or packing plants)

\*For more information visit [www.emser.com](http://www.emser.com). Always consult a professional for proper usage and installation.