

Novales™ celebrates subtly with a texture reminiscent of a smoothly weathered stone look, or even, as the color names suggest, the well-loved pages of a favorite book. It's a reminder of the beauty that exists in imperfection. And at the same time syncs with the demand for neutrals for both floors and walls.

NOVALES™

Glazed Porcelain



FLOOR / WALL

RESIDENTIAL

COMMERCIAL

INDOOR

POOL



Astra (12" x 24" Only)




Eclipse



Luna

Mosaics







Astra



Eclipse



Luna

Sizes				
	20" x 20" 20.04" x 20.04"	12" x 24" 11.81" x 23.62"	12" x 12" Mesh	3" x 12" Floor SBN
Thickness	9mm	7.5mm	7.5mm	7.5mm
Faces	8	8	N/A	N/A
Finish	Matte	Matte	Matte	Matte
Edge	Pressed	Pressed	Cut	Cut/Rounded
Grout Joint Recommendation	3/16"	3/16"	1/8"	1/8"

Testing	Abrasion Resistance C1027	Breaking Strength C648	Chemical Resistance C650	Water Absorption C373	DCOF ANSI A137.1	Scratch Hardness MOHS	Shade Variation Rating
Results*	III	>350 lbf	Resistant	<0.5%	>0.42	6	V2

-  Sustainability Attributes
- Red List Free
 - Health Product Declaration (HPD) provided upon request
 - Product Packaging is 100% recyclable
- VOC Free

*For more information visit www.emser.com. Always consult a professional for proper usage and installation.